

Accessing Skills4Study Resources on Blackboard

Overview

Welcome to skills4studycampus

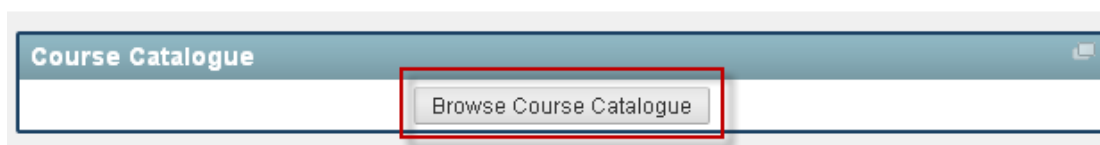
skills4studycampus is an interactive e-learning resource for students, focusing on core study skills needed for university success which have been adapted from The Study Skills Handbook by Stella Cottrell. Each lesson features a range of interactive materials to help students learn, develop and accelerate their study skills. skills4studycampus has been designed to support the needs of students across all departments and subjects.

To self enrol in the Learning Centre

1. Login to Blackboard using your student id and password as usual. Click on the **Courses** tab on the top right of your screen.



2. Click on **Browse Course Catalogue**,



then type "Learning Centre" into the search box and click **Go**.



Browse Course Catalogue

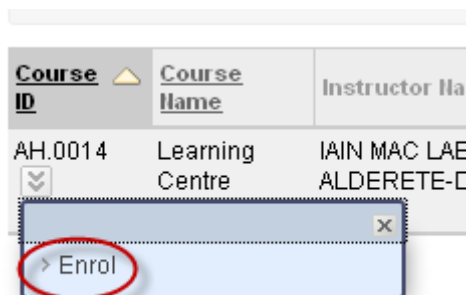
Search Catalogue Course
AND Creation Date

Browse Categories

Select a category to see only courses belonging to that category

You will see the Learning Centre appear in the list of search results.

- To enrol on the course, click the little arrow beside the course id, and select **Enrol**.

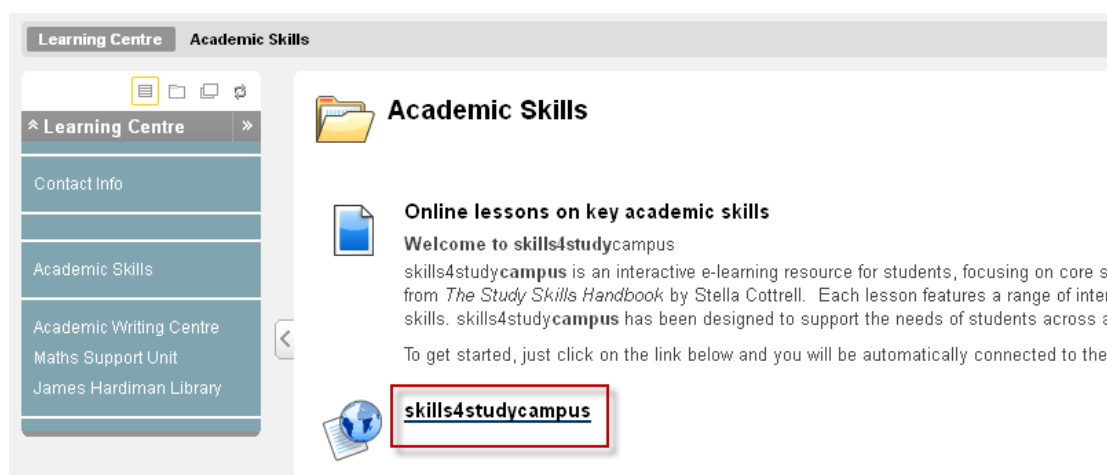


On the next screen, click **Submit**. You should see a confirmation message that you are enrolled in the course.

- You should now be enrolled in the Learning Centre course and it will appear in your list of Courses when you log in to Blackboard.

Accessing the Skills4Study resources

- Log in to Blackboard and select the Learning Centre from your list of courses.
- Navigate (if necessary) to the Academic Skills menu item and click on the **skills4studycampus** link.



- You will be redirected to the skills4study resource. Depending on your browser, you may see a warning message. If this appears, click **Continue**.
- The first time you access the resource, you will be asked to accept some Terms and Conditions.
- For help on using the resource, see the Help and FAQs area at the top of the page.

